



**CARBURETTER
SPARE PARTS**

for

AMAL
Binks AMAC B&B

Carburettors

1923 to 1930 inclusive

Telephones ... Birmingham, EAST 1371-2-3-4
Telegrams ... "AMALCARB," Phone, Birmingham.
Codes— ABC (5th & 6th Editions), Western Union & Bentleys.

AMALGAMATED CARBURETTERS LTD.
Holford Works. Perry Barr :: Birmingham,

Price 9d.

Barnstormers Co. Nz

INDEX.

AMAC SECTION (1923 to 1928).

	PAGES.
1923 & 4 Carburetter and Control Details	2—9
1925 Ditto	10—12
1926 & 7 Ditto	13—16
1928 Ditto	17—21
1924 & 7 T.T. Carburetter Details	22—28

BINKS SECTION (1923 to 1928).

3 Jet Damping Carburetter Details	29—32
2 Jet Carburetter Details	33—38
Mousetrap Carburetter Details	40—41
Control Details	39
Twist Grip	67

B. AND B. SECTION (1923 to 1928).

1923 Carburetter and Control Details	42—44
1924-8 Ditto	45—48
Twist Grip Details	49—50

AMAL SECTION (1929-30).

1929 Amal and Amal Binks Carburetter Details	51—57—63—64—65
1930 Ditto	63—64—65—70—76
Amal Controls	58—65
Amal Twist Grips	66
Binks Twist Grip	67
Amal Air Filter	67—69
Illustrations of Floats	79—80
„ „ Float Needles	77
Jet Equivalent List	78

Amalgamated Carburettors Ltd.

Telephones ... Birmingham EAST 1371-2-3-4
 Telegrams ... "AMALCARB," Phone, Birmingham
 Codes—ABC (5th & 6th Editions), Western Union & Reuters

Amac Carburetters, 1923 and 1924.

The following are the various models manufactured during the above period.

- 1—H.Y.S.P.** Sporting model with tube air intake and bottom feed float chamber.
- 2—H.X.S.P.** Sporting model with tube air intake and top feed float chamber.
These models were made in four different sizes or types—namely type 30, type 25, type 15, and type 10.
- 3—H.Y.D.M.** Touring model with mushroom air intake and bottom feed float chamber.
(Type 30 is fitted with air cap instead of mushroom—See illustration.)
- 4—H.X.D.M.** Touring model with mushroom air intake and top feed float chamber.
(Type 30 is fitted with air cap instead of mushroom—See illustration.)
These models were made in three different sizes or types—namely type 30, type 25, and type 15.

In addition to the standard model carburetters there was a special carburetter made for Douglas "CW" machines. This is known as the model "T. 30. V.D."—see illustration and specification on page 7.

To ascertain the size or type of your carburetter measure the outside diameter of your throttle valve.

Outside diameter of throttle valve	...	$1\frac{7}{8}''$...	type 30
" " " "	...	$1''$...	" 25
" " " "	...	$1\frac{1}{2}''$...	" 15
" " " "	...	$1\frac{1}{4}''$...	" 10

To ascertain the part number of the spare part required look under the spare parts list on page 4 under the column headed with the type number for which it is required.

Please note when ordering mixing chambers it is most desirable to send in to us your old chamber as pattern owing to the bore sizes varying for different makers engines.

Spare Parts for Float Chambers.

The specification for these will be found on page 6 and you will be able to ascertain the component number by referring to the column headed with the corresponding model number of your carburetter.

CONTROL LEVERS.

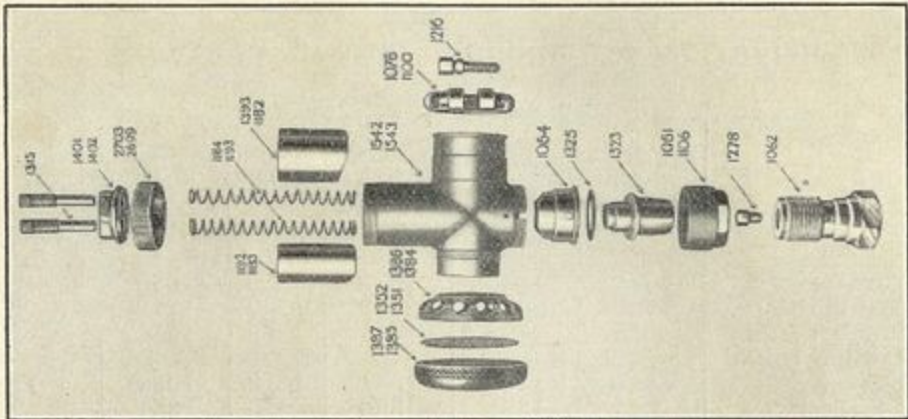
The standard control for 1923 was the pattern type "30 H.D." the illustration and specification for which is on page 8 and 9.

1924 standard control model "K" the illustration and specification for which is on page 9.

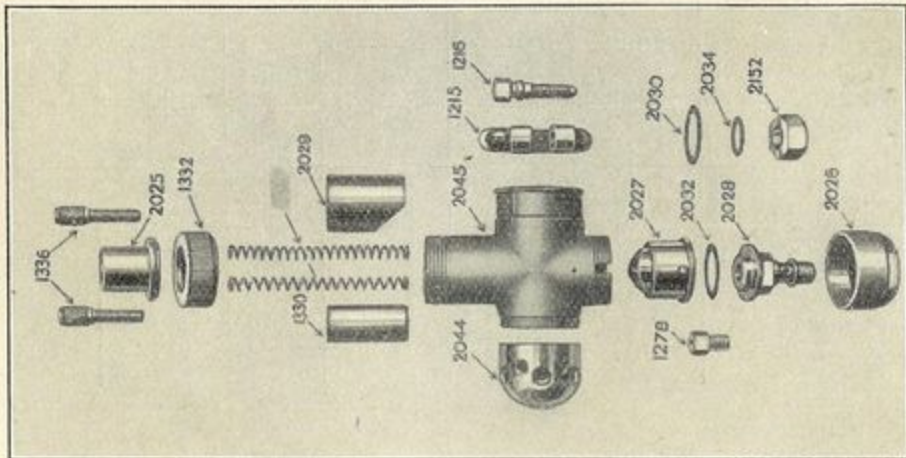
TWIST GRIP CONTROL.

The standard twist grip control made for 1924 is known as the 1924 TT. model the illustration and specification for which is on page 9.

Amac Carburetters, 1923-4.



T25HYDM, T15HYDM, T10HYSP
 T25HXDM, T15HXDM, T10HXSP
 MIXING CHAMBER PARTS



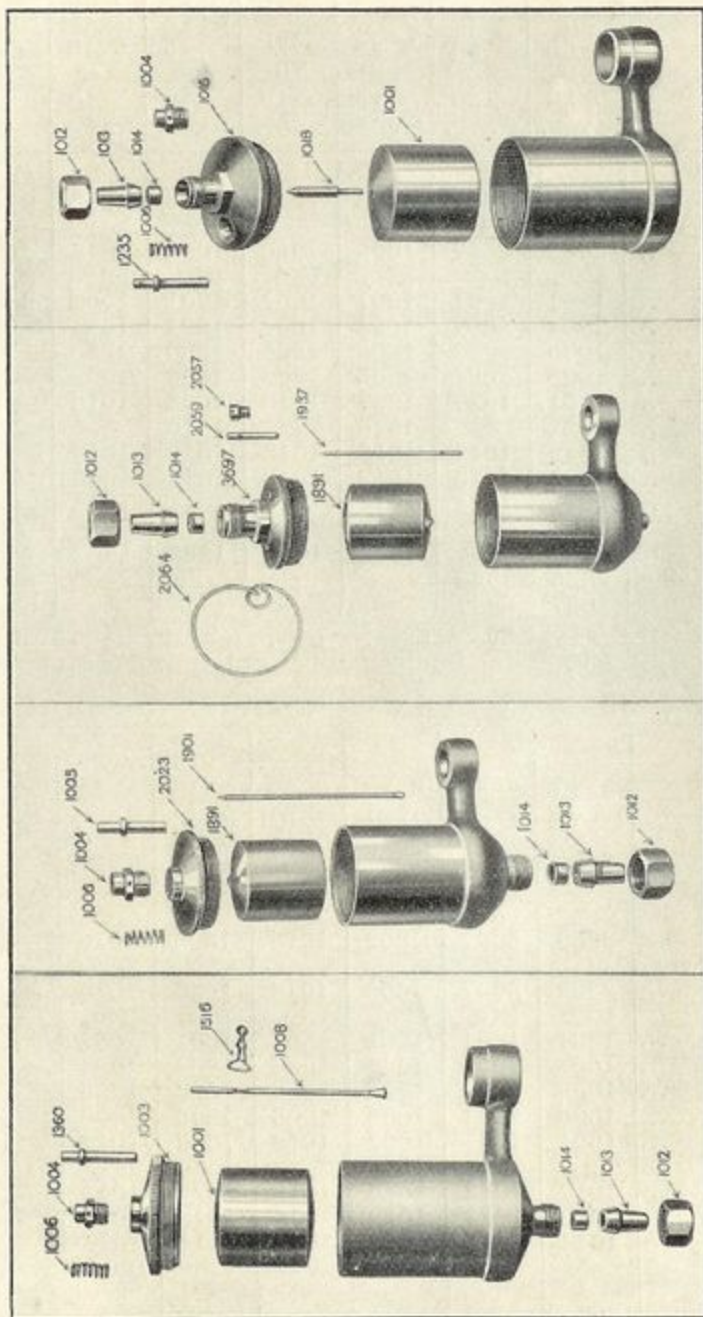
Types 30HYDM, 30HXDM, 30HYSP, 30HXSP
 MIXING CHAMBER PARTS.

Amac Carburetter, 1923-4

SPECIFICATION OF MIXING CHAMBER PARTS.

COMPONENTS.	T 30	T 25	T 15	Price	T 10	Price
	HXDM. T 30 HYDM.	HXDM. T 25 HYDM.	HXDM. T 15 HYDM.		HY.SP. T 10 HX.SP.	
Mixing Chamber ...	2045	1543	1542	s. d.	1650	s. d.
Mixing Chamber Cap ...	1332	2699	2703	8 6	1719	12 6
Mixing Chamber Top	2025	1402	1401	1 9	1655	2 2
Mixing Chamber Union Nut ...	2026	1106	1061	1 6	1652	1 11
Mixing Chamber Key	2031	1391	1390	5	1651	2
Mixing Chamber Key Rivets ...	3973	3973	3973	1	3973	1
Cable Adjuster... ..	1336	1315	1315	4	1315	4
Sprayer Top Half ...	2027	1064	1064	3 0	1661	3 10
Sprayer Bottom Half	—	1323	1323	2 1	1323	2 7
Jet Holder	2028	1062	1062	1 9	1062	1 9
Jet Holder Nut	2152	—	—	3	—	—
Jet	1278	1278	1278	5	1278	5
Throttle Valve	2029	1393	1182	3 10	1653	4 3
Air Valve	1330	1192	1183	3 0	1654	3 5
Float Chamber Lug Washer	2034	—	—	2	—	2
Top Washer for Float Chamber Lug	2030	—	—	2	—	2
Valve Springs	1335	1193	1184	3	1184	3
Sprayer Washer	2032	1325	1325	2	1325	2
Peg for Sprayer	1079	1079	1079	2	1079	2
Outlet Clip	1215	1100	1076	1 9	1721	2 2
Outlet Clip Pin	1216	1216	1216	6	1216	6
Air Inlet Cap	2044	—	—	1 9	—	—
Small Copper Washer	—	2816	2816	2	2816	2
Large Copper Washer	—	2867	2867	2	2867	2
Air Intake	—	1386	1384	1 9	—	—
Air Intake Cover	—	1387	1385	1 9	—	—
Air Intake Gauze	—	1352	1351	10	—	—
Air Tube	1507	1507	1425	2 6	1772	3 0

Amal Caburetters, 1923-4₁



TYPES	Types	Types	Types
15HYDM, 25HYDM 15HYS, 25HYS	30HYDM 30HYS	30HXDM, 30HXSP	15HXDM 25HXDM 25HXSP 15HXSP 10HXSP
15MYDM, 25MYDM 25MYS, 15MYS, 10MYS	30HYDM, 30HYS	30HXDM, 30HXSP	25MXDM, T15MXDM 25MXSP 15MXSP 10MXSP
15PJY, 25PJX	30PJY	T30PJX	15PJX, 25PJX

Amac Carburetters, 1923-4

SPECIFICATION OF FLOAT CHAMBER PARTS. (1923 and 4).

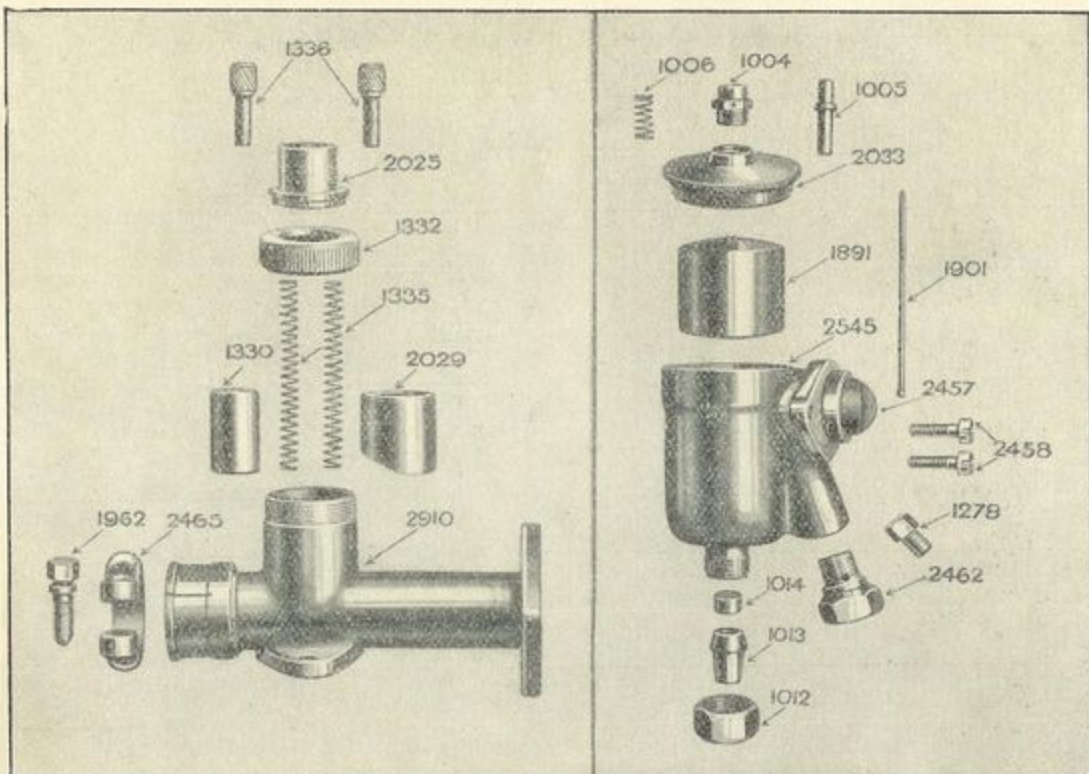
COMPONENTS.	T 30	T 30	T 25	T 25	T 25	T 25	Price
	HYDM.	HXDM.	HYDM.	HXDM.	HYSP.	HXSP.	
	T 30	T 30	T 15	T 15	T 10	T 10	
	HYSP.	HXSP.	HYDM.	HXDM.	HYSP.	HXSP.	
Float Chamber Cover only ...	2033	3697	1003	1016	1003	1016	s. d. 2 11
Float Chamber Cover Complete ...	2033	3697	1003	1016	1003	1016	4 3
	Etc.	Etc.	Etc.	Etc.	Etc.	Etc.	
Float ...	1891	1891	1001	1001	1001	1001	2 6
Tickler Body ...	1004	2057	1004	1004	1004	1004	7
Tickler ...	1005	2059	1005	1235	1360	1235	7
Tickler Spring ...	1006	2064	1006	1006	1006	1006	2
Needle Valve ...	1901	1937	1007	1018	1008	1018	11
Needle Clip ...	—	—	1516	—	1516	—	3
Petrol Union Nut ...	1012	1012	1012	1012	1012	1012	6
Petrol Union Nipple ...	1013	1013	1013	1013	1013	1013	3
Petrol Filter ...	1014	1014	1014	1014	1014	1014	5
Float Chamber Body only ...	—	—	1359	1002	1359	1002	12 0
Float Chamber } Body only }	{ 2036 2037	{ 2058 2037	{ — —	{ — —	{ — —	{ — —	{ 8 6 8 6

Float Chamber Complete for type 30 Carburetters 17/-, for other types 23/-
When ordering use same No. as for float chamber only state complete.

SPECIFICATION OF FLOAT CHAMBER PARTS (1925).

COMPONENTS.	T 30	T 30	T 25	T 25	T 25	T 25	Price
	HYDM.	HXDM.	MYDM.	MXDM.	MYSP.	MXSP.	
	T 30	T 30	T 15	T 15	T 10	T 10	
	HYSP.	HXSP.	MYDM.	MXDM.	MYSP.	MXSP.	
Float Chamber Cover only ...	2033	3697	1003	1016	1003	1016	s. d. 2 11
Float Chamber Cover Complete ...	2033	3697	1003	1016	1003	1016	4 3
	Etc.	Etc.	Etc.	Etc.	Etc.	Etc.	
Float ...	1891	1891	1001	1001	1001	1001	2 6
Tickler Body ...	1004	2057	1004	1004	1004	1004	7
Tickler ...	1005	2059	1005	1235	1360	1235	7
Tickler Spring ...	1006	2064	1006	1006	1006	1006	2
Needle Valve ...	1901	1937	1007	1018	1018	1018	11
Needle Clip ...	—	—	1516	—	1516	—	3
Petrol Union Nut ...	1012	1012	1012	1012	1012	1012	6
Petrol Union Nipple ...	1013	1013	1013	1013	1013	1013	3
Petrol Filter ...	1014	1014	1014	1014	1014	1014	5
Float Chamber } Body only }	{ — —	{ — —	{ 1359 L.S.M.	{ 1002 L.S.M.	{ 1359 L.S.M.	{ 1002 L.S.M.	{ 12 0 —
Float Chamber } Body only }	{ 2036 2037	{ 2058 2037	{ — —	{ — —	{ — —	{ — —	{ 8 6 8 6

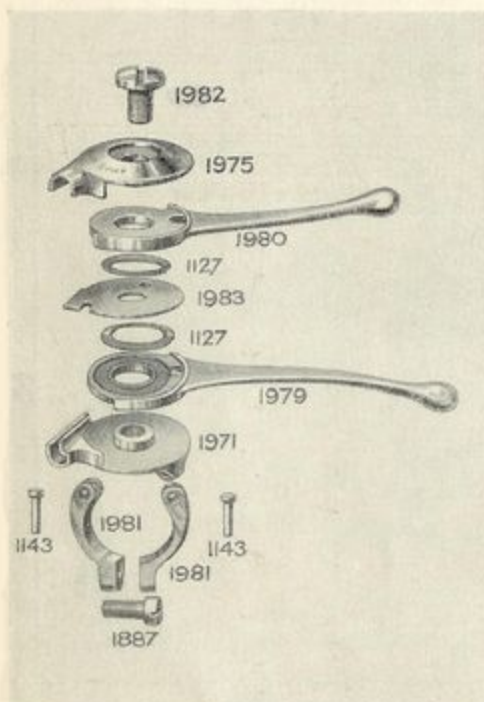
Float Chamber Complete for type 30 Carburetters 17/-, for other types 23/-
When ordering use same No. as for float chamber only state complete.



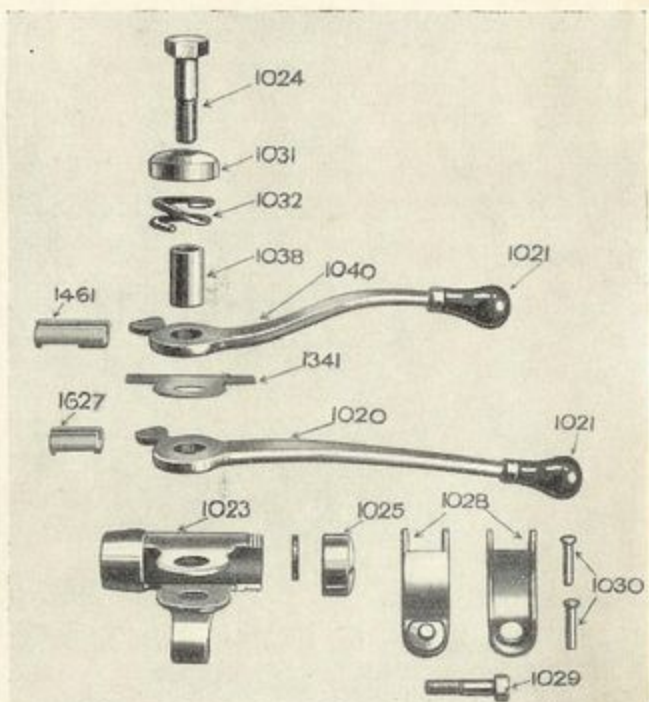
SPECIFICATION FOR T30 VD. CARBURETTER.
(Special for Douglas "CW" Machines)

COMPONENT.	Detail No.	Price.	
		s.	d.
Float Chamber only	... 2545	8	6
Float Chamber Cover Complete	... 2033 Etc.	4	3
Float	... 1891	2	6
Petrol Union Nut	... 1012	6	6
Petrol Union Nipple	... 1013	3	3
Petrol Gauze	... 1014	5	5
Needle	... 1901	11	11
Tickler Body	... 1004	7	7
Tickler	... 1005	7	7
Tickler Spring	... 1006	2	2
Mixing Chamber	... 2910	8	6
Mixing Chamber Cap	... 1332	1	9
Mixing Chamber Top	... 2025	1	9
Cable Adjusters	... 1336	4	4
Mixing Chamber Screws	... 2458	3	3
Mixing Chamber Fibre Washers (Flange) for Float Chamber	... 2459	2	2
Sprayer (for illustration see Float Chamber)	... 2457	3	0
Jet Holder	... 2462	1	9
Jet	... 1278	5	5
Throttle Valve	... 2029	3	10
Air Valve	... 1330	3	0
Valve Springs	... 1335	3	3
Mixing Chamber Key	... 2031	7	7
Peg for Sprayer	... 2464	3	3
Outlet Clip	... 2465	1	9
Outlet Clip Screw	... 1962	6	6

Amac Carburettors, 1923-4



K CONTROL



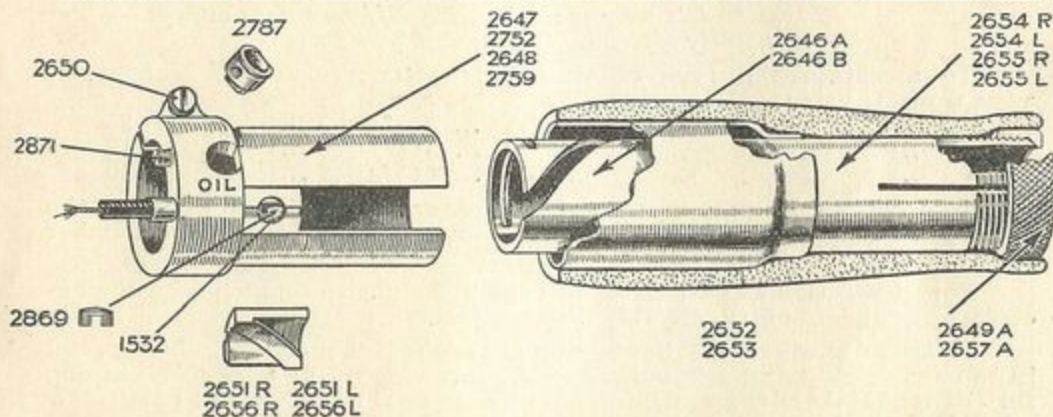
T30 HD CONTROL

1923—4 " K " CONTROL.

COMPONENT.	Double Lever Open in	Double Lever Open out	Single Lever Open in	Single Lever Open out	Price.
Control Lever Throttle ...	1979	2290	—	—	s. d. 2 6
Control Lever Air ...	1980	2291	2291	2291	2 6
Control Cap ...	1975	1975	1997	1997	1 0
Control Clip Half ...	1981	1981	1981	1981	6
Control Bolt ...	1982	1982	1998	1998	3
Control Clip Rivets ...	1143	1143	1143	1143	2
Control Division Plate ...	1983	1983	—	—	5
Control Body only ...	1971	2006	2008	2008	1 10
Control Clip Screw ...	1887	1887	1887	1887	3
Cable Ferrule ...	1302	1302	1302	1302	2
Cable Nipple ...	1465	1465	1465	1465	2
Control Spring Washer ...	1127	1127	1127	1127	—

Amac Carburettors, 1923-4
SPECIFICATION FOR T30 HD. CONTROL.
1923.

COMPONENT.	Detail No.	Price.
		s. d.
Bracket	1023	3 5
Control Cable End	1337	10
Spring Washer	1032	2
Division Plate	1341	5
Throttle Lever	1020	2 6
Air Lever	1340	2 6
Handle Bar Clip	1028	6
Control Cap	1031	5
Control Clip Screw	1029	3
Slide for Throttle	1627	3
Slide for Air	1461	3
Slotted Cap	1025	5
Bracket Pin	1024	3
Ebonite Tip	1021	5
Control Bush	1035	2
Clip Rivet... ..	1030	2



SPECIFICATION OF TWIST GRIP 1924 TT.

COMPONENT.	1" BAR		3/8" BAR.		Price
	RH.	LH.	RH.	LH.	
					s. d.
Slide Body	2647	2758	2648	2759	3 0
T/Grip Cup	2646	2646	2646	2646	3
Slide	2651R	2651L	2656R	2656L	6
Body Clip Screw	2650	2650	2650	2650	3
Friction Nut	2649A	2649A	2657A	2657A	1 9
Rubber Grip	2652	2652	2653	2653	1 6
Steel Tube	2654R	2654L	2655R	2655L	1 6
Cable Nipple	1532	1532	1532	1532	2
Cable Nipple Cover	2869	2869	2869	2869	6
Twist Grip Stop	2787	2787	2787	2787	3
Twist Grip Stop Screw	2871	2871	2871	2871	2
Dummy Grip	2661	2661	2691	2691	1 6
Dummy Grip End Cap	2704	2704	2705	2705	4

Amac Carburetters, 1925.

The following are the various models manufactured during the above period.

- 1 Type 30 H.Y.D.M.
Type 30 H.X.D.M. These are exactly as supplied in 1923 and 4, for
Type 30 H.Y.S.P. illustrations and details, etc., see page 3.
Type 30 H.X.S.P.
- 2 **M.Y.D.M.** Touring model with mushroom air intake and bottom feed float chamber.
- 3 **M.X.D.M.** Touring model with mushroom air intake and top feed float chamber.
- 4 **M.Y.S.P.** Sporting model with tube air intake and bottom feed float chamber.
- 5 **M.X.S.P.** Sporting model with tube air intake and top feed float chamber.

These models were made in three different sizes or types—namely type 25, type 15, and type 10.

To ascertain the type of your carburetter measure the diameter of your throttle valve.

Outside diameter of throttle valve	...	1"	...	Type	25
"	"	1 $\frac{1}{8}$ "	...	"	15
"	"	1 $\frac{1}{4}$ "	...	"	10

To ascertain the part number of the spare part required look under the spare parts list on page 11 under the column headed with the type number for which it is required.

For illustration of parts refer to page 3 the parts of which with the exception of the jet holder assembly are identical.

Please note when ordering mixing chambers it is most desirable to send in to us your old mixing chamber as pattern owing to the bore sizes varying for different Makers' engines, if inconvenient to do this send fullest particulars possible.

SPARE PARTS FOR FLOAT CHAMBERS.

The illustrations for these will be found on page 5.

To ascertain the component number refer to page 6 and the column headed with the corresponding model number of your carburetter.

SPARE PARTS FOR CONTROL LEVERS.

The standard control for 1925 is the pattern "M" for illustration and specification refer to page 12.

SPARE PARTS FOR TWIST GRIP CONTROL.

The standard twist grip for 1925 was exactly the same as for 1924—see illustration and specification on page 9.

T.T. CARBURETTERS.

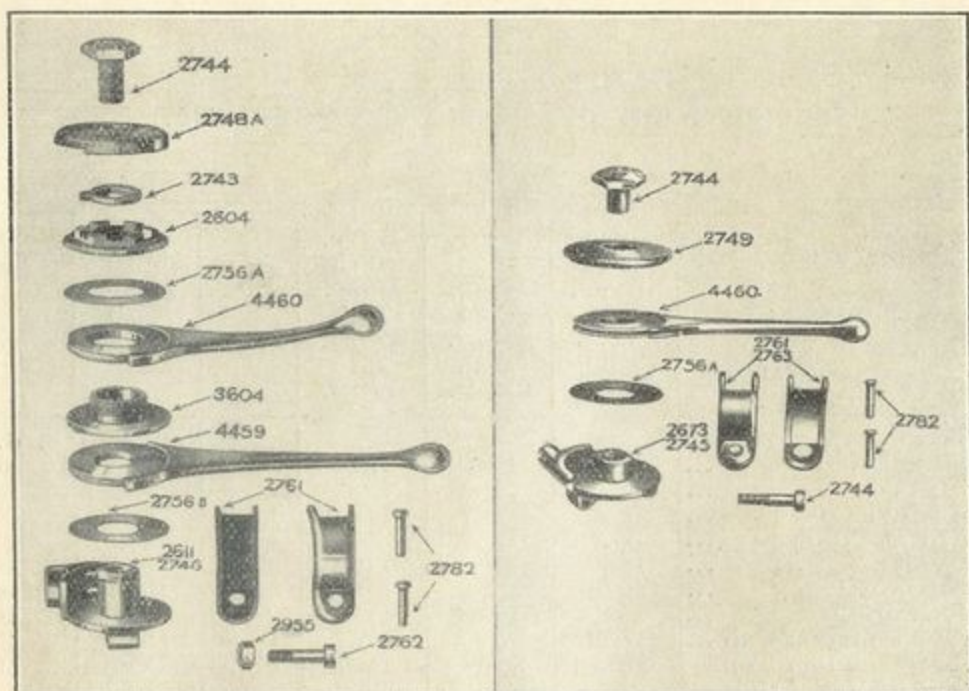
In addition to the aforementioned standard models there was a T.T. model known as the T.T. 25. Particulars for details, etc., of these refer to the Section—"AMAC T.T. CARBURETTERS."

Amac Carburetters, 1925

SPECIFICATION OF MIXING CHAMBER—1925.

COMPONENT.	T 30	T 25	T 15	Price	T 10 MXSP. T 10 MYSP	Price
	HXSP.	MXSP.	MXSP.			
	T 30	T 25	T 15			
	HYSP.	MYSP.	MYS.			
	HXDM.	MXDM.	MXDM.			
	T 30	T 25	T 15			
	HYDM.	MYDM.	MYDM.			
Mixing Chamber ...	2045	1543	1542	8 6	1650	s. d. 12 6
Air Intake ...	—	1386	1384	1 9	—	—
Air Intake Cover ...	—	1387	1185	1 9	—	—
Air Intake Gauze ...	—	1352	1351	10	—	—
Air Valve ...	1330	1192	1183	3 0	1654	3 5
Throttle Valve ...	2029	1393	1182	3 10	1653	4 3
Valve Springs ...	1335	1193	1184	3	1184	3
Mixing Chamber Cap ...	1332	2699	2703	1 9	1655	2 2
Mixing Chamber Top	2025	2402	1401	1 9	1719	2 2
Mixing Chamber Union						
Nut ...	2026	1106	1061	1 6	1652	1 11
Cable Adjuster... ..	1336	1315	1315	4	1315	4
Sprayer Top Half ...	2027	1064	1064	3 0	1661	3 10
Sprayer Washers ...	2032	1325	1325	2	1325	2
Sprayer Bottom Half	—	1323	1323	2 1	1323	2 7
Jet	1278	1278	1278	5	1278	5
Jet Holder	2028	2814	2814	1 9	2814	1 9
Jet Holder Nut ...	2152	2815	2815	3	2815	3
Outlet Clip	1215	1100	1076	1 9	1721	2 2
Outlet Clip Pin ...	1216	1216	1216	6	1216	6
Float Chamber Lug						
Washer	2034	—	—	2	—	—
Air Inlet Cap	2044	—	—	1 9	—	—
Air Tube	1507	1507	1425	2 6	1772	3 0
Peg for Sprayer ...	1079	1079	1079	3	1079	3
M/Chamber Key ...	2031	1391	1390	5	1651	5
M/Chamber Key Rivet	3973	3973	3973	1	3973	1
Top Washer for Float						
Lug	2030	—	—	2	—	—
Small Copper Washer	—	2816	2816	2	2816	2
Large Copper Washer...	—	2867	2867	2	2867	2

Amac Carburetters, 1925



SPECIFICATION OF " M " CONTROL.
1925-6-7-8.

COMPONENT.	MID.	MOD.	MIS.	MOS.	Price
Control Body	2611	2746	2745	2673	1 10
Ferrules	1245	1245	1245	1245	2
Air Lever	4460	4460	4460	4460	2 6
Throttle Lever	4459	4459	—	—	2 6
Control Cap	2748A	2748A	2749	2749	5
Control Bolt	2744	2744	2744	2744	3
Control Spring Washer	2756A	2756A	2756A	2756A	2
Control Spring Washer	2756B	2756B	—	—	2
Cable Nipple	4534	4534	4534	4534	2
Regulating Flange	3604	3604	—	—	6
Locking Washer	2743	2743	—	—	3
Handle Bar Clip 1-inch	2761	2761	2761	2761	6
Handle Bar Clip 3/4-inch	2763	2763	2763	2763	6
Handle Bar Clip Screw	2762	2762	2762	2762	3
Handle Bar Clip Rivet	2782	2782	2782	2782	2
Handle Bar Clip Nut	2955	2955	2955	2955	3

Amac Carburetters, 1926-7.

The following were manufactured during the above period in various models or types.

MODELS.	T. 30 P.J.Y.	} Standard touring models fitted with standard bottom feed float chambers excepting the T. 30 P.J.Y. which had fitted, with few exceptions, the T. 30 HY. float chamber.
	T. 25 P.J.Y.	
	T. 15 P.J.Y.	
	T. 30 P.J.X.	} Same models as above but with top feed float chambers.
	T. 25 P.J.X.	
	T. 15 P.J.X.	
	T. 30 HYNP.	} Carburetter adapted to two stroke engines with T. 30 HY. or T. 30 HX. float chambers fitted.
	T. 30 HXNP.	

The type of your carburetter is stamped on the bottom of the mixing chamber, but to obtain this to save dismantling carburetter measure the diameter of your throttle valve.

Outside diameter of throttle valve	$\frac{7}{8}$ "	...	T. 30
"	"	"	1"	...	T. 25
"	"	"	1 $\frac{1}{4}$ "	...	T. 15

MIXING CHAMBER SPARES.

To ascertain the part number of the spare part required, look under the spare parts list of mixing chambers on page 14 under the column headed with the type number for which component is required.

Please note when ordering mixing chambers it is most desirable to send in to us your old chamber as pattern owing to the bore sizes varying for different Makers engines.

FLOAT CHAMBERS SPARES FOR P.J.Y. AND P.J.X.

For illustrations refer to page 5, and specifications page 15.

FLOAT CHAMBERS PARTS FOR T. 30 H.Y.N.P. AND T. 30 H.X.N.P.

For illustrations refer to page 5 and specification page 6.

CONTROLS.

The standard control for 1926-7 was the "M" type spares for which will be found on page 12.

i.e. MID stands for double levers opening inward on Right Hand bar.

MOD. " " " " " outward " " "

TWIST GRIPS.

Twist Grips were made in 3 lengths, *i.e.* 4 $\frac{1}{2}$ -ins., 5- $\frac{1}{2}$ -ins., 6 $\frac{1}{2}$ -ins., and known as model "D" short, standard, and long also Right Hand and Left Hand when fitted on right hand bar. Spare parts will be found on page 16.

MODELS. T. 40 Y.D. Special type carburetter for ultra-lightweight machines. For spare parts for mixing chamber see page 21.
Float chamber parts same as T. 30 HY. see page 5.

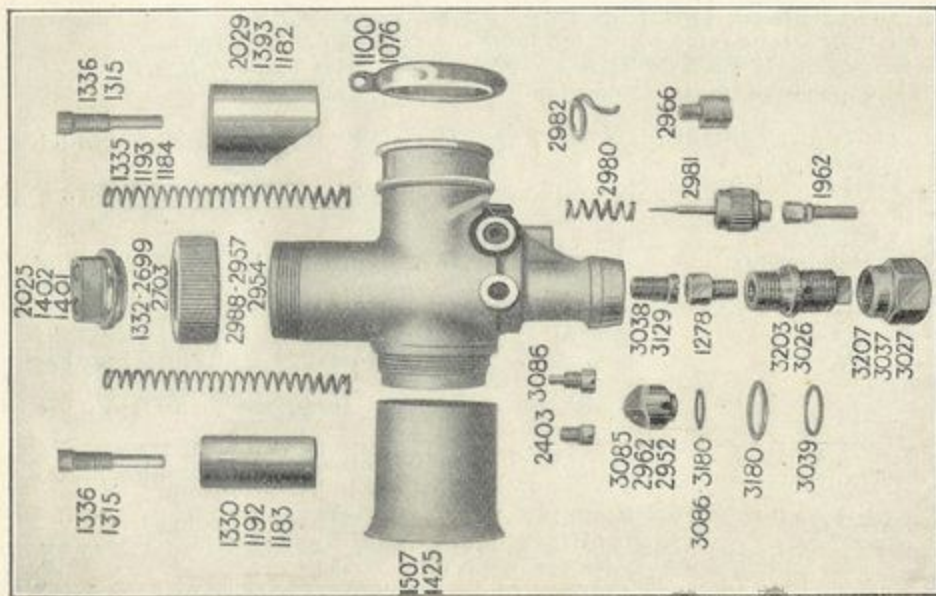
TT. 25. These were manufactured for sporting machines only, spares, etc., will be found on page 24.

T. 30 W Special carburetter for E.W. Douglas machines for illustrations and specification of spare parts see page 15.

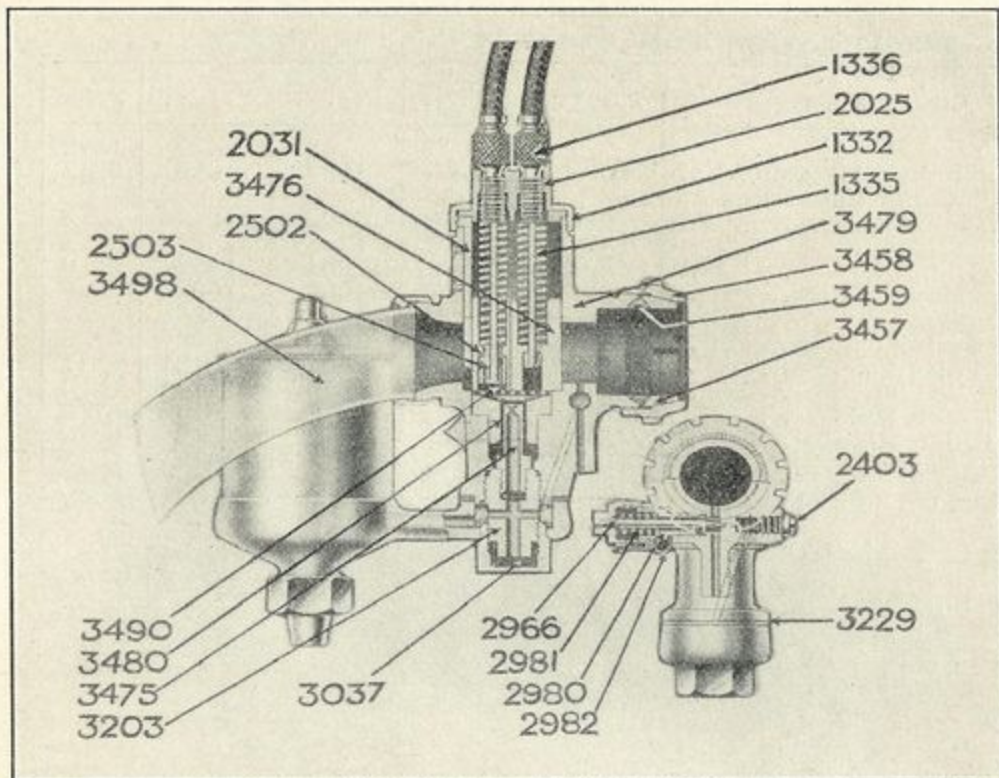
SPECIFICATION OF T. 30, T. 25, T. 15, P.J. MIXING CHAMBER.
1925-1926.

COMPONENT	T 30		T 25		T 15		T 30 HXNP. T 30 HYP.	Price s. d.
	P.J.X. T 30 P.J.Y.	P.J.X. T 30 P.J.Y.	P.J.X. T 25 P.J.Y.	P.J.X. T 25 P.J.Y.	P.J.X. T 15 P.J.Y.	P.J.X. T 15 P.J.Y.		
Mixing Chamber ...	2988	2957	2954	3081	10	0		
Mixing Chamber Top ...	2025	1402	1401	2025	1	9		
Mixing Chamber Cap ...	1332	2699	2703	1332	1	9		
Cable Adjusters ...	1336	1315	1315	1336	1	4		
Jet ...	1278	1278	1278	1278	3	10		
Throttle Valve ...	2029	1393	1182	2029	3	0		
Air Valve ...	1330	1192	1183	1330	3	0		
Valve Springs ...	1335	1193	1184	1335	3	3		
Mixing Chamber Key ...	2031	1391	1390	2031	5	5		
Mixing Chamber Key Rivet ...	3973	3973	3973	—	1	1		
Outlet Clip ...	1100	1100	1076	1100	1	9		
Outlet Clip Screw ...	1962	1962	1962	1962	2	6		
Air Tube ...	1507	1507	1425	1507	2	6		
Sprayer ...	3085	2962	2952	3085	3	0		
Sprayer Washer ...	3086	3130	3130	3086	2	2		
Sprayer Screw ...	3038	3129	3129	3038	3	3		
Jet Holder ...	3203	3036	3026	3203	1	9		
Jet Holder Nut ...	3207	3037	3027	3037	3	3		
Locating Screw ...	2631	2631	2631	3040	1	0		
Pilot Needle ...	2981	2981	2981	—	1	0		
Pilot Needle Insert. ...	2966	2966	2966	—	1	0		
Pilot Needle Spring ...	2980	2980	2980	—	2	2		
Pilot Needle Catch ...	2982	2982	2982	—	2	2		
Small Plug Screw ...	2403	2403	2403	—	2	2		
Washer for F/C Lug ...	3229	3152	3152	3229	2	2		
Air Intake ...	—	1386	1384	—	1	9		
Air Intake Cover ...	—	1387	1385	—	1	9		
Air Intake Gauze ...	—	1352	1351	—	1	10		
Copper Washer for Jet Holder ...	—	3039	3039	—	2	2		

All Float Chamber Parts same as T. 30 HY., T. 25 HYDM, T. 15 HYDM, except Float Chamber Base.



Types: 15MYPJ, 25MYPJ, 30MYPJ, 15HXPJ, 25HXPJ, 30HXPJ.




SPECIFICATION FOR SPECIAL AMAC CARBURETTER FOR E.W. DOUGLAS T. 30 W.

COMPONENT	Detail No.	Price
Mixing Chamber	3479	s. d. 10 0
Mixing Chamber Top	2025	1 9
Mixing Chamber Cap	1332	1 9
Cable Adjusters	1336	4
Jet	3475	1 0
Throttle Valve	3476	3 10
Air Valve	2502	3 0
Valve Springs	1335	3
Mixing Chamber Key	2031	5
Sprayer	3480	3 0
Jet Holder	3203	1 9
Jet Holder Nut	3037	3
Pilot Needle	2966	1 0
Pilot Needle Insert	2980	1 0
Pilot Needle Spring	2981	2
Pilot Needle Spring Catch	2982	2
Small Plug Screw	2403	3
Washer for F/Chamber Lug	3229	2
Sprayer Gauze	3490	6
Split Ring for Induction Joint	3457	9
Nut for Induction Joint	3458	2 0
Hot Air Pipe	3498	5 0
Air Valve Nipple Holder	2503	2
Packing Ring for Induction	3459	6

Amac Carburetters, 1926-7
SPECIFICATION FOR FLOAT CHAMBER PARTS.

COMPONENT	T 30	T 30	T 25-15	T 25-T15	Price
	P.J.Y.	P.J.X.	P.J.Y.	P.J.X.	
Float Chamber Cover only ...	2033	3697	1003	1016	s. d. 2 11
Float Chamber Cover Complete ...	2033	3697	1003	1016	4 3
	Etc.	Etc.	Etc.	Etc.	
Float ...	1891	1891	1001	1001	2 6
Tickler Body ...	1004	2057	1004	1004	7
Tickler ...	1005	2059	1005	1235	7
Tickler Spring ...	1006	2064	1006	1006	2
Needle Valve ...	1901	1937	1007	1018	11
Needle Clip ...	—	—	1516	—	3
Petrol Union Nut ...	1012	1012	1012	1012	6
Petrol Union Nipple ...	1013	1013	1013	1013	3
Petrol Filter ...	1014	1014	1014	1014	5

Float Chamber Complete for type 30 Carburetters 17/-, for other types 23/-.



When requiring Float Chamber Body only send pattern owing to various pattern bases.
 T. 30 Float Chamber only 8/6.
 T. 25-15 Ditto, ... 12/-

SPECIFICATION OF "D" TYPE TWIST GRIP.
1926-1927.

COMPONENT	STD.	SHORT	LONG	Price
	5 1/4" O/A.	4 1/2" O/A.	6 1/4" O/A.	
End Clip (front) ...	3639	3639	3639	s. d. 2 0
End Clip (rear) ...	3640	3640	3640	1 6
Sliding Sleeve ...	3641	3641S	3641	3 0
Rotating Sleeve ...	3642	3642S	3642L	2 0
End Clip Screw ...	3644	3644	3644	3
Friction Spring ...	3855	3855	3855	3
Rubber Grip ...	3562M	3562S	3562L	1 6
Grub Screw 1-in. Bar ...	3657	3657	3657	2
Grub Screw 3/4-in. Bar ...	3754	3754	3754	2
Roller ...	3739	3739	3739	4
Guide Strip ...	3746	3746S	3746L	1 0
Dummy Grip 1-in. Bar ...	3564M	3564S	3564L	1 6
Dummy Grip 3/4-in. Bar ...	3756M	3756S	3756L	1 6
Adhesive Tape 4-in. ...	—	—	—	4
Ferrules ...	1245	1245	1245	2
Cable Nipples (control) ...	1986	1986	1986	2
Cable Nipples (carburetter) ...	1483	1483	1483	2
Liner for 3/4-in. Bar ...	3755	3755S	3755L	1 6
Control Cable Length adaptor for special cables ...	3785	3785	3785	4
Twist Grip Cap ...	3914	3914	3914	4
1-in. Dummy Grip End Cap ...	3915	3915	3915	4
3/4-in. Dummy Grip End Cap ...	3916	3916	3916	4

Parts
 Above parts are for right hand twist grip opening in on R.H. bar.
 For left hand twist grip opening out please state **Left Hand.**
R.H. Open in on R.H. bar or out on L.H. bar.
L.H. " out " in " "

Amac Carburetters, 1928,

The following are the various models manufactured in 1928.

MODELS. T. 30 MDY.	
T. 25 MDY.	Touring models fitted with bottom feed float chambers.
T. 15 MDY.	
T. 30 MDX.	
T. 25 MDX.	Touring models fitted with top feed float chambers.
T. 15 MDX.	
T. 10 MDX.	Sporting models for 500cc. and over, large type carburetter, fitted, with top feed and bottom feed float chambers respectively.
T. 10 MDY.	
T. 40 MSX.	Single lever carburetter suitable for Ultra-light-weight machine with top feed float chamber only.

The type of your carburetter is stamped on the outlet, engine end. To ensure the correct type measure the diameter of your throttle valve.

Outside diameter of throttle valve	$\frac{7}{8}$ "	...	T. 30
"	"	"	1"	...	T. 25
"	"	"	$1\frac{1}{8}$ "	...	T. 15
"	"	"	$1\frac{5}{16}$ "	...	T. 10

MIXING CHAMBER SPARES.

To ascertain the part number of the spare part required, look under the spare parts list of mixing chambers on page 19 under the column headed with the type number for which component is required.

Please note when ordering mixing chambers it is most desirable to send in to us your old chamber as pattern owing to the bore sizes varying for different Makers engines.

FLOAT CHAMBER SPARES.

For all models spares list will be found on page 20. Make sure before ordering whether you require top feed or bottom feed.

CONTROLS.

The standard control for 1928 is the model "M." Spares list and prices will be found on page 12.

TWIST GRIP CONTROLS.

The AMAL twist grip control, also the Binks twist grip were used in 1928. They were made in two sizes, *i.e.*, Long and Short see pages 66 and 68

Amac Carburetters, 1928

Mixing Chamber and Float Chamber Parts

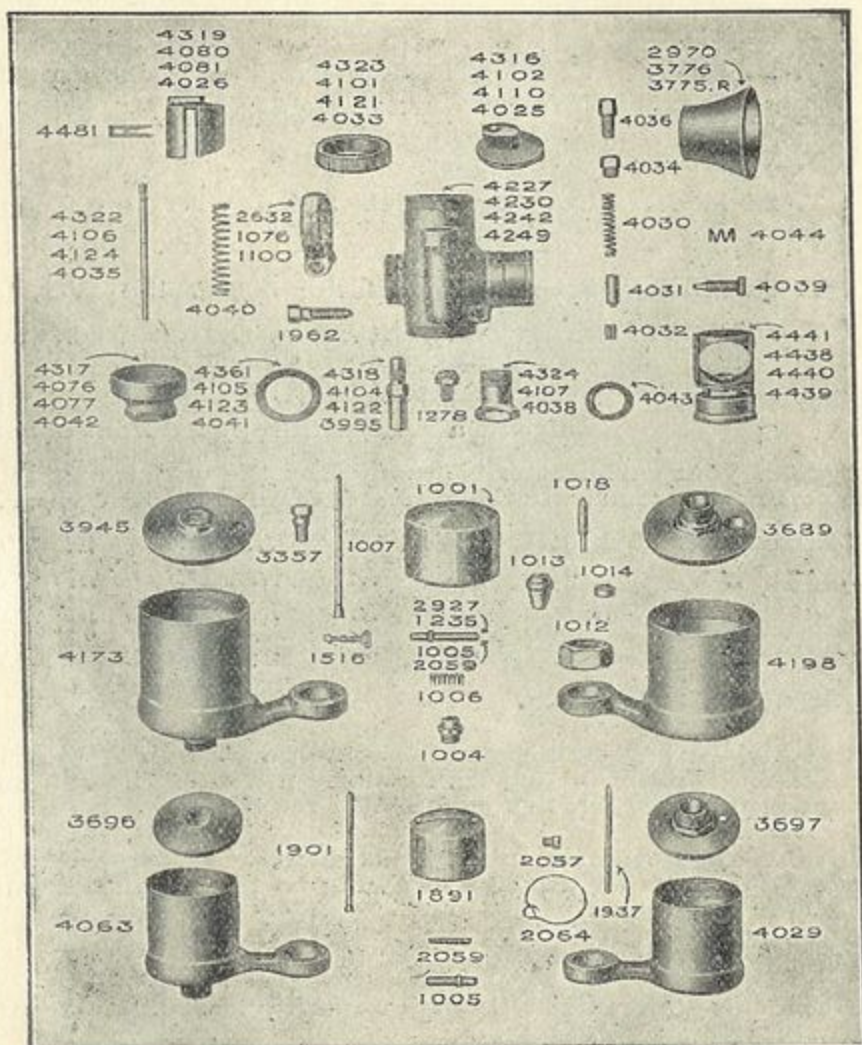


Illustration of Parts for T40MSX Float Chamber on page 19

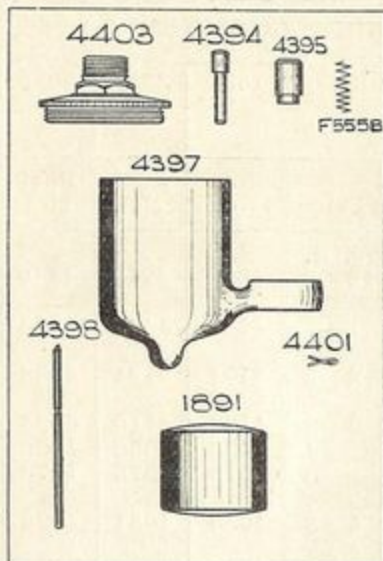
NOTE.—Throttle Valve Spring for T10 MD is 4506'

Amac Carburetters, 1928

MIXING CHAMBER PARTS.

Component	Type 10M		Type 15M	Type 25M	Type 30M	Type 15M 25M 30M	Type 40M	
	Part No.	Price	Part No.	Part No.	Part No.	Price	Part No.	Price
Mixing Chamber (double lever)	4227	s. d. 12 6	4230	4242	4249	s. d. 8 6	—	s. d. —
Mixing Chamber (single lever)	—	—	4254	4263	4266	8 6	4382	7 0
Mixing Chamber Cap ...	4323	2 2	4101	4121	4033	1 9	4387	1 6
Mixing Chamber Top ...	4316	2 2	4102	4110	4025	1 9	—	—
Cable Adjuster ...	4036	4	4036	4036	4036	4	4036	4
Jet ...	1278	5	1278	1278	1278	5	4392	5
Throttle Valves (Nos. 2, 3, 4, 5)	4319	4 3	4080	4081	4026	3 10	4399	3 0
Throttle Valves Spring ...	4506	3	4040	4040	4040	3	4040	3
Outlet Clip ...	2632	2 2	1076	1076	1100	1 9	1100	1 9
Outlet Clip Screw	1962	6	1962	1962	1962	6	1962	6
Air Funnel ...	2970	3 0	3776	3775R	3775R	2 6	—	—
Jet Block complete with choke	4441	5 0	4438	4440	4439	5 0	4400	2 0
Air Barrel Top ...	4034	7	4034	4034	4034	7	—	—
Needle Jet ...	4318	1 9	4104	4122	3995	1 9	—	—
Washer for Jet Block ...	4361	2	4105	4123	4041	2	—	—
Mixing Chamber Union Nut for large float chamber ...	4317	1 11	4076	4077	4046	1 6	—	—
Ditto, for small float chamber	—	—	—	—	4042	1 6	—	—
Washer for Float Chamber Lug	4043	2	4043	4043	4043	2	—	—
Needle for Jet ...	4322	1 3	4106	4124	4035	1 3	—	—
Spring Clip for Needle ...	4481	4	4481	4481	4481	4	—	—
Jet Plug ...	4324	1 9	4107	4038	4038	1 9	4390	1 6
Air Adjusting Screw ...	4039	6	4039	4039	4039	6	4389	6
Spring for Adjusting Screw ...	4044	2	4044	4044	4044	2	—	—
Cable Nipple ...	1482	2	1482	1482	1482	2	4404	2
Air Valve Nipple Sleeve ...	4032	2	4032	4032	4032	2	—	—
Air Valve ...	4031	1 0	4031	4031	4031	1 0	—	—
Air Valve Spring	4030	3	4030	4030	4030	3	—	—
Strangler, complete (single lever only)	—	—	3776-4196	3775R-4201	3775R-4201	3 0	—	—
Jet Lock Screw	—	—	—	—	—	—	4391	7
Air Cap ...	—	—	—	—	—	—	2044	1 9
Jet Washer ...	—	—	—	—	—	—	4405	1

Amac Carburettors, 1928



. FLOAT CHAMBER PARTS.

Component	NY FLOAT CHAMBER		NX FLOAT CHAMBER		30HY FLOAT CHAMBER		30HX FLOAT CHAMBER		40MXFLOAT CHAMBER	
		s. d.		s. d.		s. d.		s. d.		s. d.
Float Chamber only for M type Carburettors 1928	4173	12 0	4198	12 0	4063	8 6	4029	8 6	4397	8 6
Float	1001	2 6	1001	2 6	1891	2 6	1891	2 6	1891	2 6
Float chamber cover complete ...	3945 etc.	4 3	3689 etc.	4 3	3696 etc.	4 3	3697 etc.	4 3	4403	4 3
Float chamber cover only	3945	2 11	3689	2 11	3696	2 11	3697	2 11	4403	2 11
Needle	1007	11	1018	11	1901	11	1937	11	4398	11
Needle Clip	1516	3	—	—	3692	3	3692	3	3692	3
Petrol Union Nut	1012	6	1012	6	1012	6	1012	6	1012	6
Petrol Union Nipple ...	1013	3	1013	3	1013	3	1013	3	1013	3
Petrol Filter ...	1014	5	1014	5	1014	5	1014	5	1014	5
Locking Screw for float chamber cover ...	3357	6	—	—	—	—	—	—	—	—
Tickler Body ...	1001	7	1004	7	1004	7	2057	7	4395	7
Tickler Spring ...	1006	2	1006	2	1006	2	2064	2	F555B	2
Tickler	2927	7	1235	7	1005	7	2059	7	4394	7
Tickler Cotter Pin	—	—	—	—	—	—	—	—	4401	1

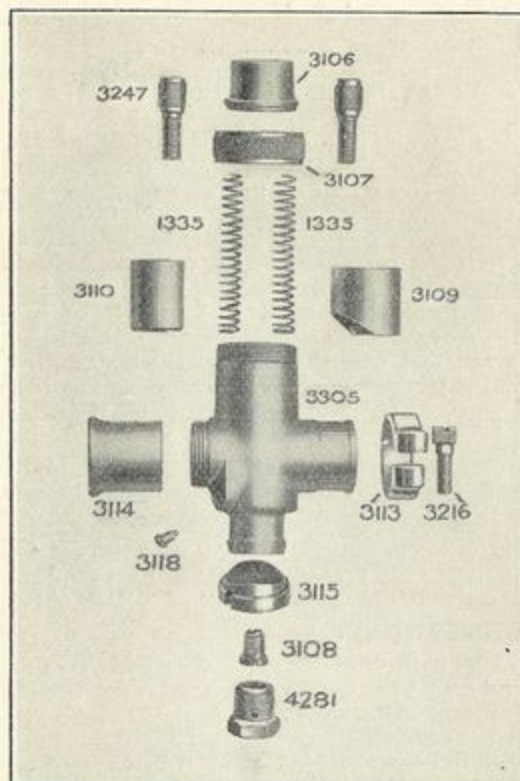
NY = Large bottom feed float chamber.

NX = " top " " "

30HY = Small bottom " " "

30HX = " top " " "

Amac Carburetters, 1928



TYPE 40 YD. DOUBLE LEVER CARBURETTER.
1926 to 1928.

COMPONENT.	Detail No.	Price
Mixing Chamber	3305	s. d. 7 0
Mixing Chamber Top	3106	1 6
Mixing Chamber Cap	3107	1 6
Cable Adjuster	3247	4
Jet	3108	5
Throttle Valve	3109	3 0
Air Valve	3110	2 6
Valve Springs	1335	3
Mixing Chamber Key	3112	5
Outlet Clip	3113	9
Outlet Clip Screw	3216	6
Air Tube	3114	1 0
Sprayer	3115	2 6
Sprayer Washer	3116	2
Jet Plug	4281	1 6
Sprayer Locating Screw	3118	2
F/Chamber Lug Washer	3229	2

Float Chamber same as T. 30 HY. page 5.

Amac T.T. Carburetters.

T. T. MODELS—1924 to 1927 Inclusive.

T25 TT24	}	This type was first used in the Isle of Man T.T. Races, 1924, and afterwards put into general production for Sports machines fitted with top or bottom float chambers.
T15 TT24		
T25 TT25	}	This type was first used in the Isle of Man T.T. Races, 1925, and afterwards put into general production for Sports machines, same being produced up till 1929 inclusive. Float chambers fitted were the bottom feed type except in a very few instances.
T15 TT25		
T10 TT25		
T25 TT26	}	These models were used in the Isle of Man T.T. Races, 1926, and 1927 respectively, the type denoting the year. Although they were not put into general production same were supplied for racing purposes only. Same as the TT. 25, float chambers fitted were of the bottom feed type with few exceptions.
T15 TT26		
T10 TT26		
T25 TT27		
T15 TT27		
T10 TT27		

The type of your carburetter is stamped on either the bottom of the air chamber or the outlet to engine. If you measure the diameter of your throttle valve, this will give you the type of carburetter as below:—

Outside diameter of throttle valve	1 $\frac{1}{8}$ "	...	T. 25
"	"	"	1 $\frac{3}{32}$ "	...	T. 15
"	"	"	1 $\frac{1}{2}$ "	...	T. 10

MIXING CHAMBER SPARES.

- TT. 24.** To ascertain the part number of the spare part required look under the spare parts list of mixing chambers on page 23 under the column headed with the type number for which part is required.
Please note when ordering mixing chambers it is most desirable to send in to us your old chamber as pattern, owing to the bore sizes varying for different Makers engines.
- TT. 25.** Same remarks apply as above with the exception that spares will be found on page 24.
- TT. 26.** Same remarks as TT. 24 with the exception that spares will be found on page 26.
- TT. 27.** Same remarks as TT. 24 with the exception that spares will be found on page 27.

FLOAT CHAMBER SPARES.

- TT. 24.** Spares for this type are the same as HYSP. the list being on page 26.
- TT. 25.** Spare parts for these types will be found on page 26.
- TT. 26.** Look for the component required, and to get the correct number look under column headed with the type of Carburetter on page 28.
- TT. 27.** Same remarks as TT. 24 with the exception that spares will be found on page 27.

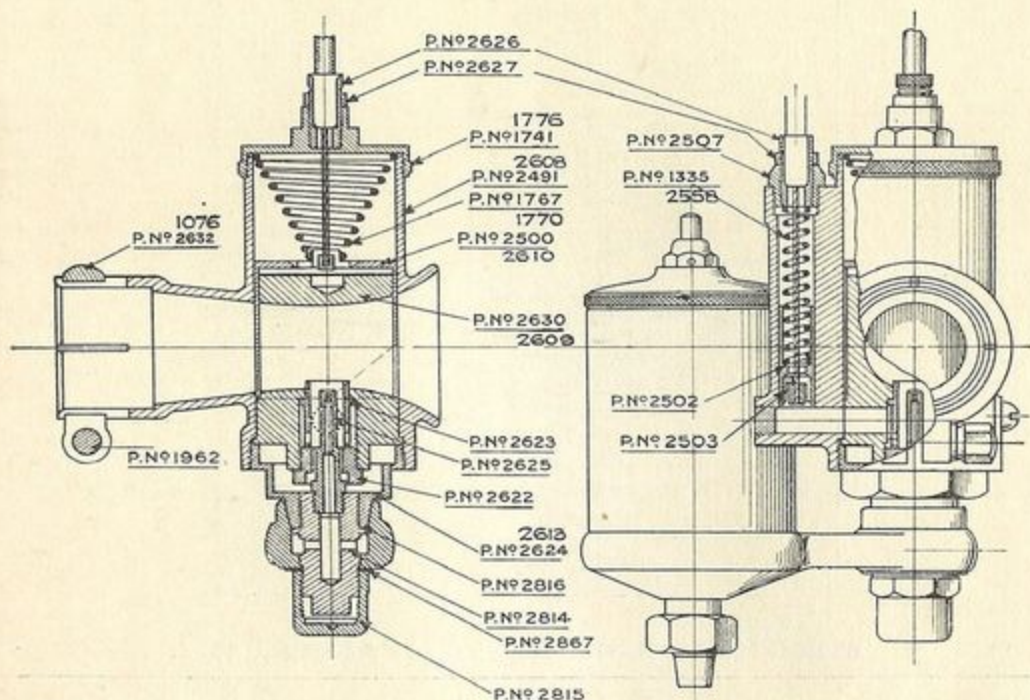
CONTROLS.

- TT. 24.** The "K" type control was fitted to these models, spares for which will be found on page 8.
- TT. 25.** The "M" type control was fitted to these models, spares for which will be found on page 12.
- TT. 26.** Same remarks as TT. 24 with the exception that spares will be found on page 26.
- TT. 27.** Same remarks as TT. 24 with the exception that spares will be found on page 27.

TWIST GRIPS.

The pattern used after 1925 was the "D" type, spares for which will be found on page 16.

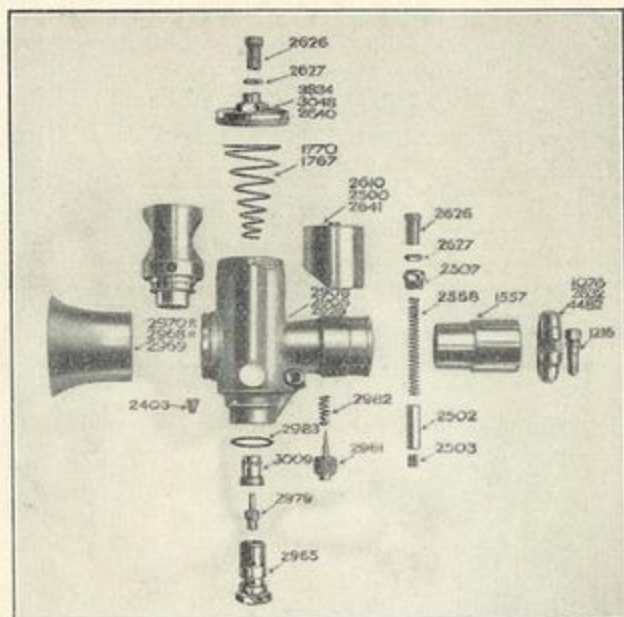
Amac T.T. Carburetters



SPECIFICATION OF MIXING CHAMBER PARTS. T.T. 24.

COMPONENT.	T 25	T 15	Price
Mixing Chamber and Choke	2608	2491	s. d. 12 9
Mixing Chamber Top	1776	1741	1 9
Cable Adjuster	2626	2626	4
Cable Adjuster Lock Nut	2627	2627	2
Mixing Chamber Union Nut	2613	2624	1 6
Jet	2625	2625	1 0
Jet Choke Plug	2622	2622	2 0
Jet Choke Tube	2623	2623	1 9
Air Valve	2502	2502	1 0
Air Valve Spring	1558	1335	3
Throttle valve	2610	2500	3 10
Throttle Valve Spring	1770	1767	3
Air Valve Nipple Holder	2503	2503	2
Air Barrel Top	2507	2507	7
Jet Holder	2814	2814	1 6
Jet Holder Nut	2815	2815	3
Jet Holder Washer (large)	2867	2867	2
Jet Holder Washer (small)	2816	2816	2
Outlet Clip	1076	2632	1 9
Outlet Clip Pin	1962	1962	6

Amac T.T. Carburetters

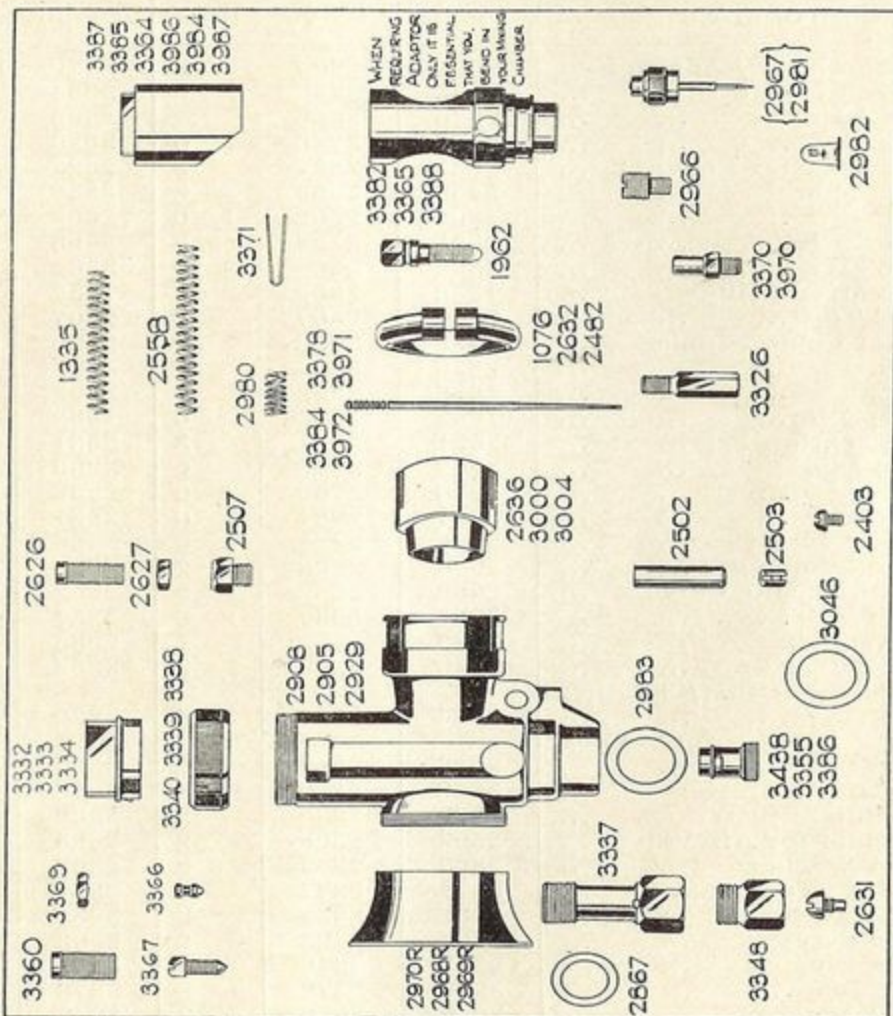


SPECIFICATION OF MIXING CHAMBER, 1925.

COMPONENT.	T 25	T 15	Price	T 10	Price
	TT 25	TT 25		T T25	
			s. d.		s. d.
Mixing Chamber (with adaptor)	2908	2905	12 9	2929	17 0
Air Valve	2502	2502	1 0	2502	1 0
Throttle Valve	2610	2500	3 10	2641	4 3
Mixing Chamber Top	3834	3048	1 9	2640	2 2
Cable Adjuster	2626	2626	4	2626	4
Lock Nut for Adjuster	2627	2627	2	2627	2
Jet	2979	2979	1 0	2979	1 0
Jet Holder	2965	2965	1 9	2965	1 9
Outlet Clip	1076	2632	1 9	2482	2 2
Outlet Clip Pin	1216	1216	6	1216	6
Pilot Needle	2981	2981	1 0	2981	1 0
Pilot Needle Spring	2980	2980	2	2980	2
Pilot Needle Insert	2966	2966	1 0	2966	1 0
Pilot Needle Spring Catch	2982	2982	2	2982	2
Float Chamber Lug Washer	3046	3046	2	3046	2
Plug Screw	2403	2403	2	2403	2
Air Tube	2970R	2968R	2 6	2969	3 0
Primary Choke	3009	3009	1 9	3009	1 9
Air Valve Spring	2558	2558	3	2558	3
Throttle Valve Spring	1770	1770	3	1767	3
Air Barrel Top	2507	2507	7	2507	7
Air Valve Nipple	2503	2503	2	2503	2
Adaptor Location Peg	2631	2631	2	2631	2
Air Barrel Plug	3969	3969	6	3969	6
Locking Screw for Air Tube	3932	3932	2	3932	2
Outlet Liner	—	—		1557	9

Amac T.T. Carburetters

TT26—TT27 Mixing Chamber.



Amac T.T. Carburetters.

SPECIFICATION OF T25 TT26, T15 TT26, T10 TT26 CARBURETTERS.

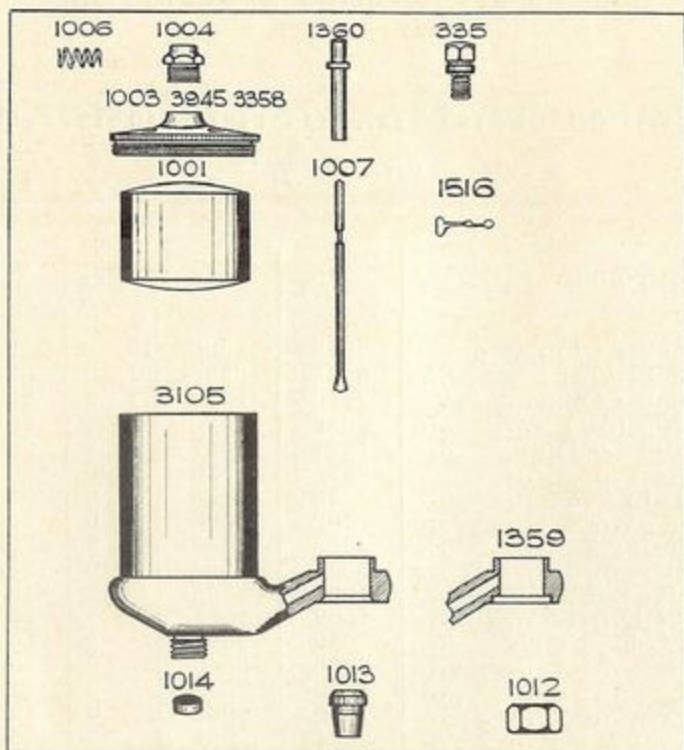
COMPONENT.	T 25 TT 26	T 15 TT 26	Price	T 10 TT 26	Price
Mixing Chamber w/ Adaptor	2908	2905	12 9	2929	17 0
Mixing Chamber Top ...	3332	3333	1 9	3334	2 2
Air Cable Adjuster ...	2626	2626	4	2626	4
Jet ...	3326	3326	1 0	3326	1 0
Air Cable Adjuster Locknut ...	2627	2627	2	2627	2
Jet Choke Tube ...	3438	3355	1 9	3386	1 9
Air Valve ...	2502	2502	1 0	2502	1 0
Air Valve Spring ...	2558	2558	3	2558	3
Throttle Valve ...	3385	3364	3 10	3364	4 3
Throttle Valve Spring ...	1335	1335	3	1335	3
Air Barrel Top ...	2507	2507	7	2507	7
Carburettor Cable Nipple ...	2629	2629	2	2629	2
Outlet Liner ...	2636	3000	9	3004	9
Outlet Clip ...	1076	2632	1 9	2482	2 3
Outlet Clip Pin ...	1962	1962	6	1962	6
Adaptor Location Peg ...	2631	2631	3	2631	3
Air Barrel Plug ...	3969	3969	6	3969	6
Air Tube ...	2970	2968	2 6	2969	3 0
Pilot Needle ...	2981	2981	1 0	2981	1 0
Pilot Needle Insert ...	2966	2966	1 0	2966	1 0
Pilot Needle Spring ...	2980	2980	2	2980	2
Pilot Needle Spring Catch ...	2982	2982	2	2982	2
Jet Holder ...	3337	3337	1 9	3337	1 9
Adaptor Washer ...	2983	2983	2	2983	2
Mixing Chamber Cap ...	3340	3339	1 9	3338	2 2
Lock Plunger for M/Chamber Top ...	3366	3366	4	3366	4
Adjusting Screw for Lock Plunger ...	3367	3367	2	3367	2
Throttle Cable Adjuster ...	3360	3360	4	3360	4
Lock Nut for Adjuster ...	3369	3369	2	3369	2
Nipple Holder for Air Valve ...	2503	2503	2	2503	2
Jet Holder Washer ...	2867	2867	2	2867	2
Hair Pin for Needle ...	3371	3371	3	3371	3
Locking Screw for Air Tube ...	3932	3932	2	3932	2
Small Plug Screw ...	2403	2403	2	2403	2
Jet Holder Plug ...	3348	3348	1 9	3348	1 9
Needle for Jet ...	3384	3378	1 3	3378	1 3
F/Chamber Washer ...	3046	3046	2	3046	2
Needle Jet ...	3370	3370	1 9	3370	1 9

Amac T.T. Carburetters

SPECIFICATION OF T25 TT27, T15 TT27, T10 TT27 MIXING CHAMBER.

COMPONENT.	T 25	T 15	Price		T 10	Price	
			s.	d.		s.	d.
Mixing Chamber w/ Adaptor	2908	2905	12	9	2929	17	0
Mixing Chamber Top ...	3332	3333	1	9	3334	2	2
Mixing Chamber Cap ...	3340	3339	1	9	3338	2	2
Cable Adjuster (Air) ...	2626	2626		4	2626		4
Cable Adjuster Locknut ...	2627	2627		2	2627		2
Jet ...	3326	3326	1	0	3326	1	0
Jet Choke Tube ...	3438	3438	1	9	3438	1	9
Air Valve ...	2502	2502	1	0	2502	1	0
Air Valve Spring ...	2558	2558		3	2558		3
Throttle Valve ...	3986	3984	3	10	3987	4	3
Throttle Valve Spring ...	1335	1335		3	1335		3
Air Barrel Top ...	2507	2507		7	2507		7
Carburettor Cable Nipple ...	2629	2629		2	2629		2
Outlet Liner ...	2636	3000		9	3004		9
Outlet Clip ...	1076	2632	1	9	2482	2	2
Outlet Clip Pin ...	1962	1962		6	1962		6
Adaptor Location Peg ...	2631	2631		3	2631		3
Air Barrel Plug ...	2633	3966		6	3969		6
Air Tube ...	2970R	2968R	2	6	2969R	3	0
Pilot Needle ...	2981	2981	1	0	2981	1	0
Pilot Needle Insert ...	2966	2966	1	0	2966	1	0
Pilot Needle Spring ...	2980	2980		2	2980		2
Pilot Needle Spring Catch ...	2982	2982		2	2982		2
Jet Holder ...	3337	3337	1	9	3337	1	9
Adaptor Washer ...	2983	2983		2	2983		2
Lock Plunger for M/C Top ...	3366	3366		4	3366		4
Adjusting Screw for ditto ...	3367	3367		2	3367		2
Throttle Cable Adjuster ...	3360	3360		4	3360		4
T/C Adjuster Locknut ...	3369	3369		2	3369		2
Needle Jet ...	3970	3970	1	9	3970	1	9
Nipple Holder for Air Valve ...	2503	2503		2	2503		2
Jet Holder Washer ...	2867	2867		2	2867		2
Hair Pin for Needle ...	3371	3371		3	3371		3
Locking Screw for Air Tube ...	3932	3932		2	3932		2
Small Plug Screw ...	2403	2403		2	2403		2
F/Chamber Lug Washer ...	3406	3406		2	3406		2
Jet Holder Plug ...	3348	3348	1	9	3348	1	9
Needle ...	3972	3971	1	3	3971	1	3

Amac T.T. Carburetter.



FLOAT CHAMBER PARTS FOR T.T. CARBURETTERS.

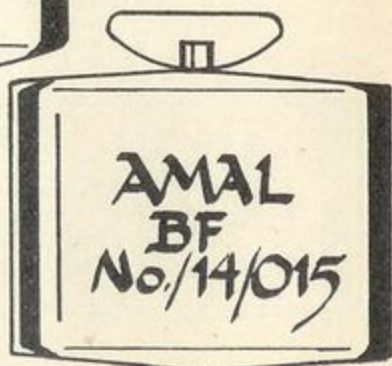
COMPONENT.	T.T. 24	T.T. 25	T.T. 26 T.T. 27	Price
Float Chamber Cover only	1003	3945	3358	s. d. 2 11
Float Chamber Cover comp.	1003 Etc.	3945 Etc.	3358 Etc.	4 3
Float	1001	1001	1001	2 6
Tickler Body	1004	1004	1004	7
Tickler	1360	1360	1360	7
Tickler Spring	1006	1006	1006	2
Needle Valve	1007	1007	1007	11
Needle Clip	1516	1516	1516	3
Petrol Union Nut	1012	1012	1012	6
Petrol Union Nipple	1013	1013	1013	3
Petrol Filter	1014	—	—	5
Float Chamber Body only	1359	3105	1359	12 0
Float Chamber complete	1359 Etc.	3105 Etc.	1359 3289	23 0
Locking Screw for Float Chamber Cover	—	3357	3357	6



Diameter 32 mm
x 34 mm height



Diameter 42 mm
x 37 mm height



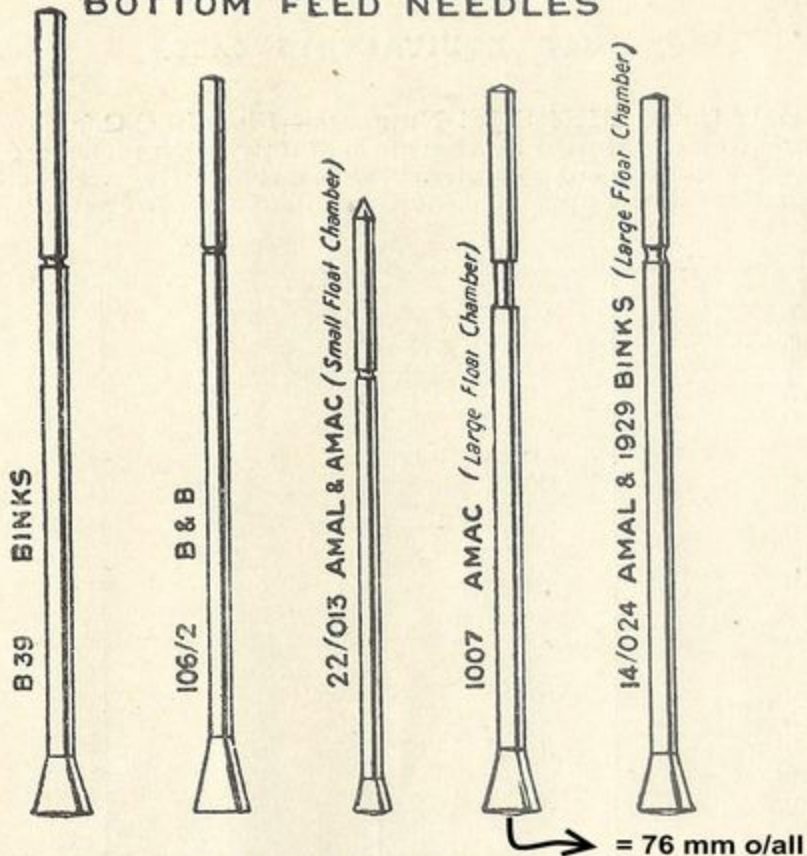
VARIOUS AMAL FLOATS.

Se

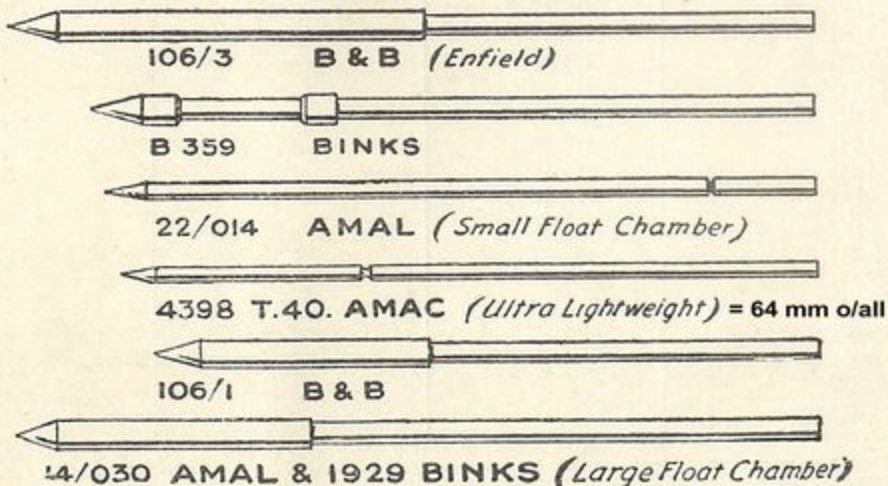
Illustrations Actual Size

Barnstormers Co. Nz

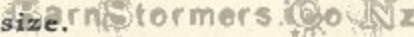
BOTTOM FEED NEEDLES



TOP FEED NEEDLES



Various AMAL Float Chamber Needles.

Illustrations actual size. 



We strongly recommend
riders to purchase Spare
Parts from our Stockists
who exhibit the above sign.

When Requiring Spare Parts the best course to adopt is to get into touch with one of our AMAL Service Stockists, the addresses of whom are given in our leaflet No. 252. These Service Stockists always hold a wide range of Spares, and are thus in a position to supply promptly the requirements of any Owners or Dealers within their area; should, however, this be inconvenient, we shall be only too pleased to supply from our Chief Spares Dept., Holford Works, Perry Barr, Birmingham.